



Table of contents

1. Summary de novo report	3
1.1 Nucleotide distribution	3
1.2 Contig measurements	3
1.3 Accumulated contig lengths	4
1.4 Summary statistics	5
1.5 Distribution of read length	5
1.6 Distribution of matched read length	6
1.7 Distribution of non-matched read length	6

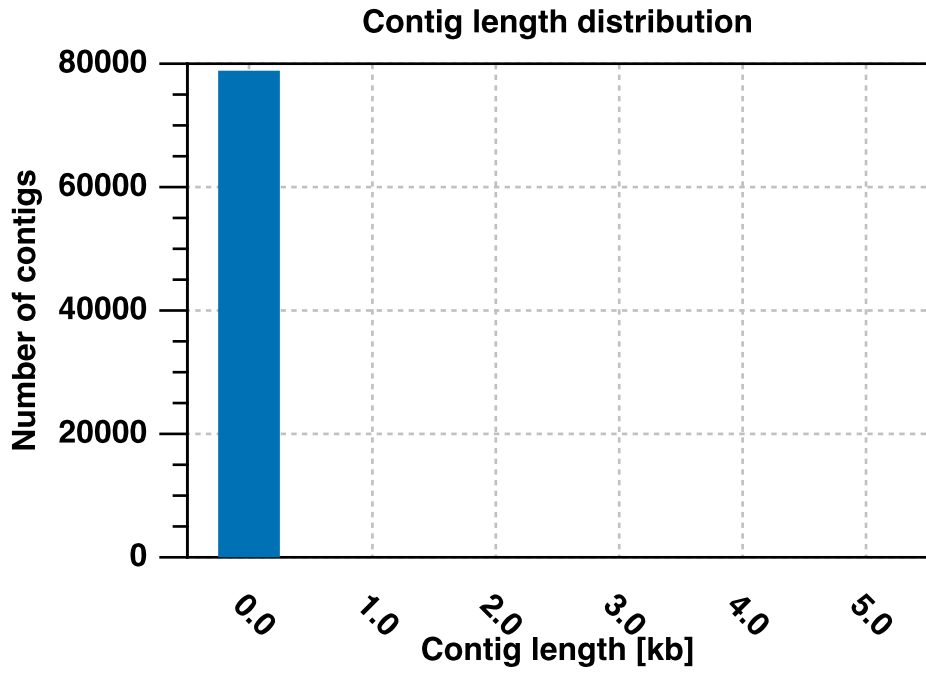
1. Summary de novo report

1.1 Nucleotide distribution

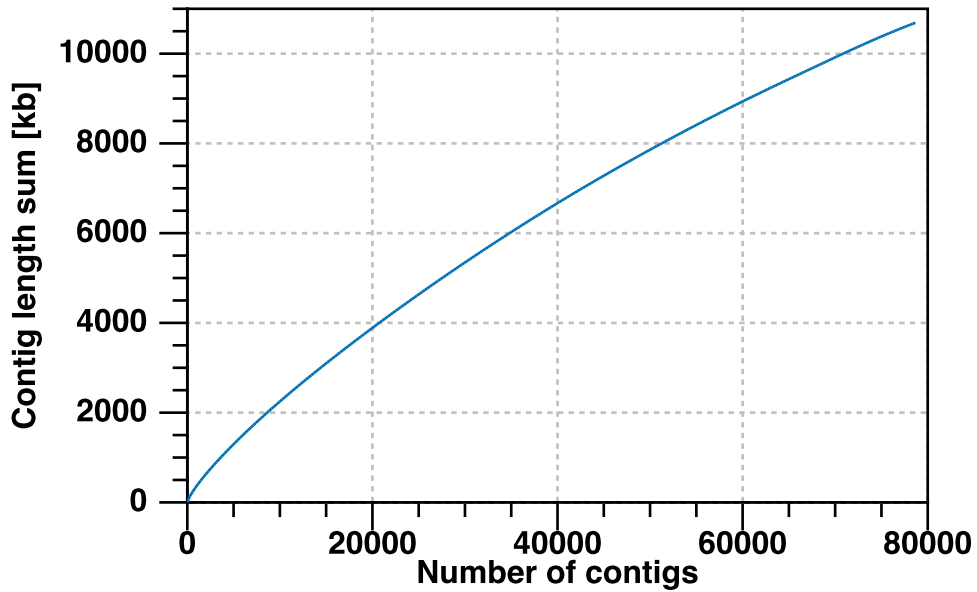
Nucleotide	Count	Frequency
Adenine (A)	4,242,567	39.6%
Cytosine (C)	1,573,057	14.7%
Guanine (G)	1,907,628	17.8%
Thymine (T)	2,981,769	27.8%
Any nucleotide (N)	3,088	0.0%

1.2 Contig measurements

N75	111
N50	139
N25	170
Minimum	72
Maximum	5,368
Average	136
Count	78,926



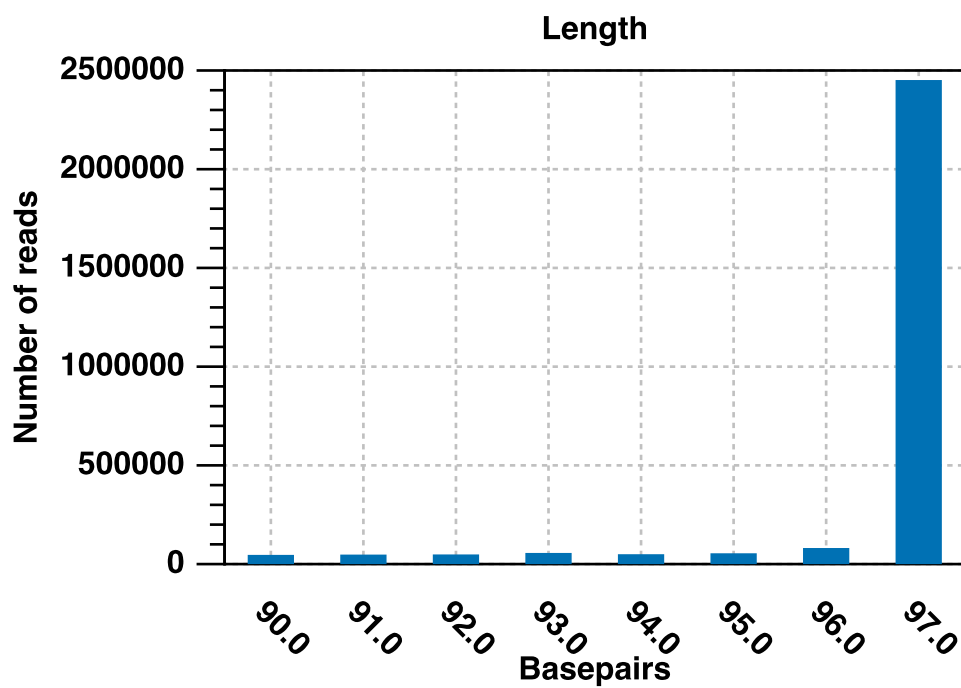
1.3 Accumulated contig lengths



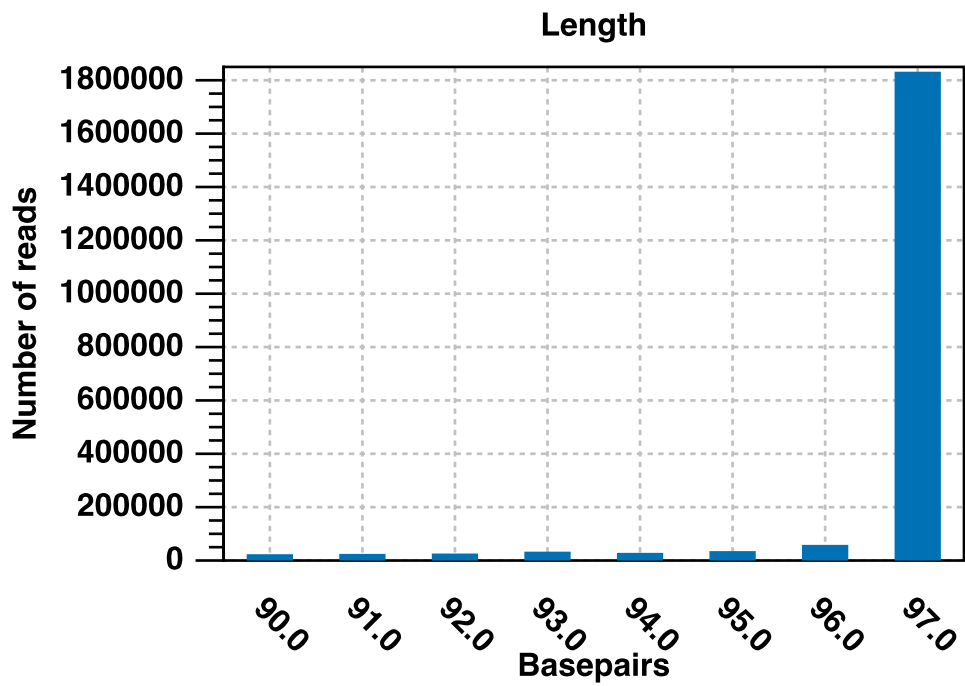
1.4 Summary statistics

	Count	Average length	Total bases
Reads	2,837,897	96.5	273,850,016
Matched	2,062,502	96.62	199,269,526
Not matched	775,395	96.18	74,580,490
Contigs	78,926	135	10,708,109

1.5 Distribution of read length



1.6 Distribution of matched read length



1.7 Distribution of non-matched read length

