



Mapping Report for solid0078_20110412_FRAG_BC_WHITE_WHITE_F3_19106VT trimmed
de novo assembly
Type: De novo assembly
Contig count: 6098
Generated by: sr320
Date: Thu May 03 09:43:40 PDT 2012
Software: CLC Genomics Workbench 5.1

Table of contents

1. Summary	3
2. Contig sequences	3
2.1 Contigs	3
2.2 Contig length distribution	4
2.3 Coverage level distribution	6
3. Mapped reads	7
3.1 All mapped reads	7
3.2 Non-specific matches	7
3.3 Non-perfect matches	8
3.4 Read length distribution	10

1. Summary

Contig count	6,098
Type	De novo assembly
Total read count	39,480,379
Mean read length	42.41
Total read length	1,674,482,903
Mean contig length	737
Total contig length	4,495,844
GC contents in %	45.48

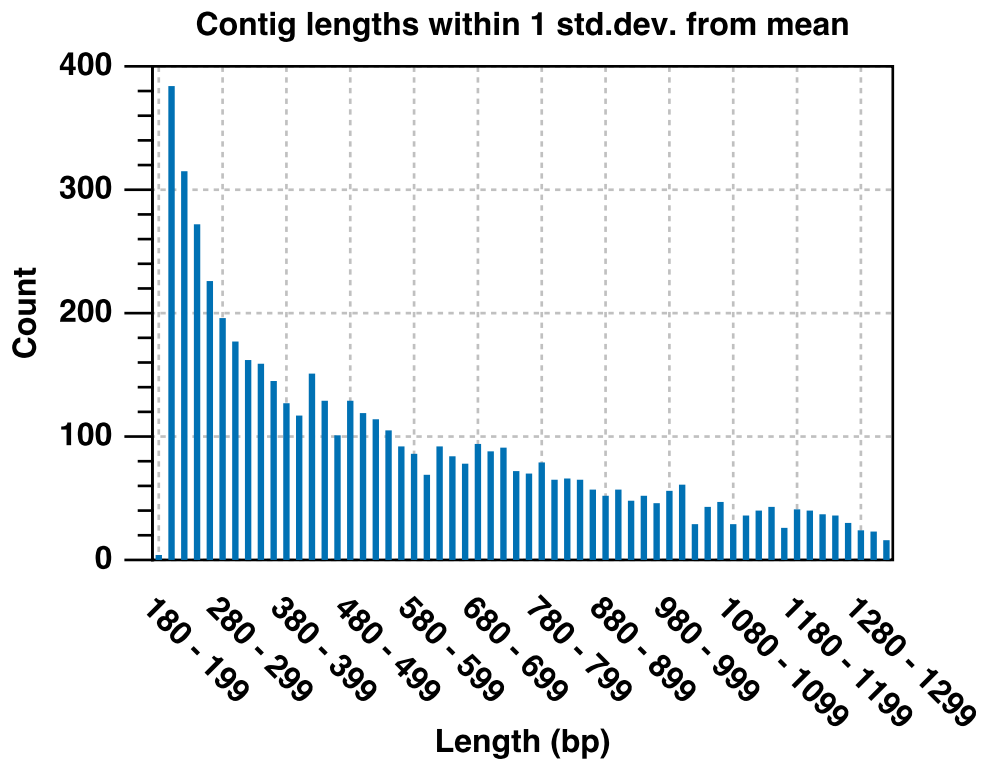
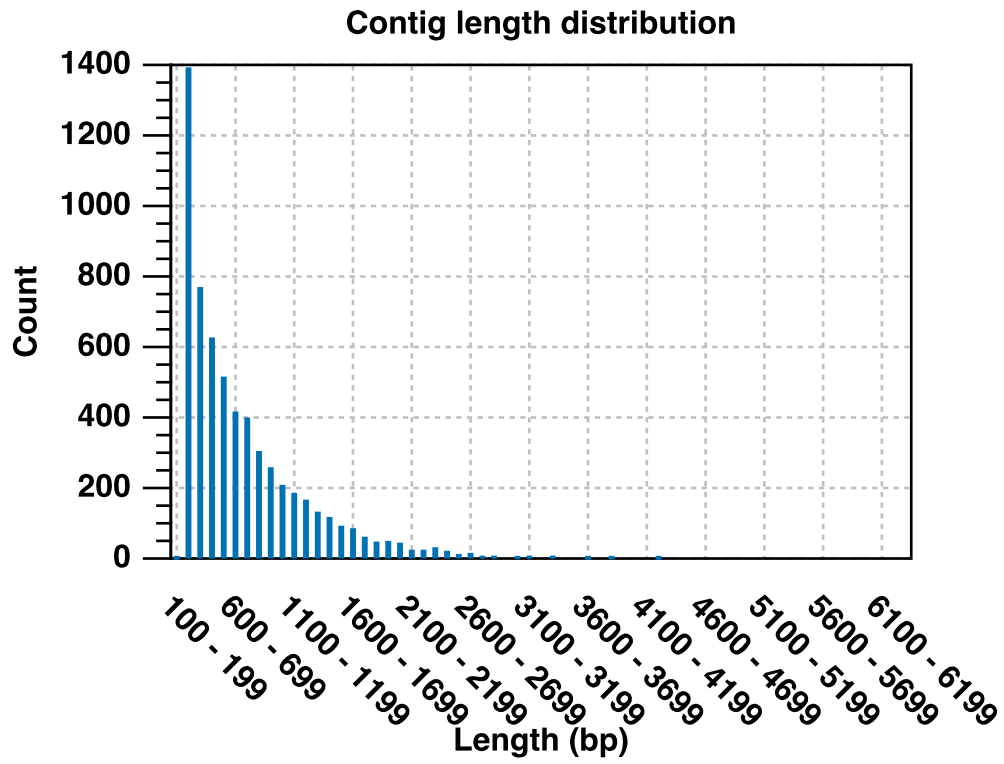
2. Contig sequences

2.1 Contigs

Contig set	Contig count	Min contig length	Max contig length	Mean contig length
N25 contigs	505	1,595	6,350	2,226.66
N50 contigs	1,403	1,002	6,350	1,602.74
N75 contigs	2,864	581	6,350	1,177.44
All contigs	6,098	196	6,350	737.27
Long contigs (>1,000bp)	1,407	1,000	6,350	1,601.03
Short contigs (<300bp)	1,406	196	300	242.86

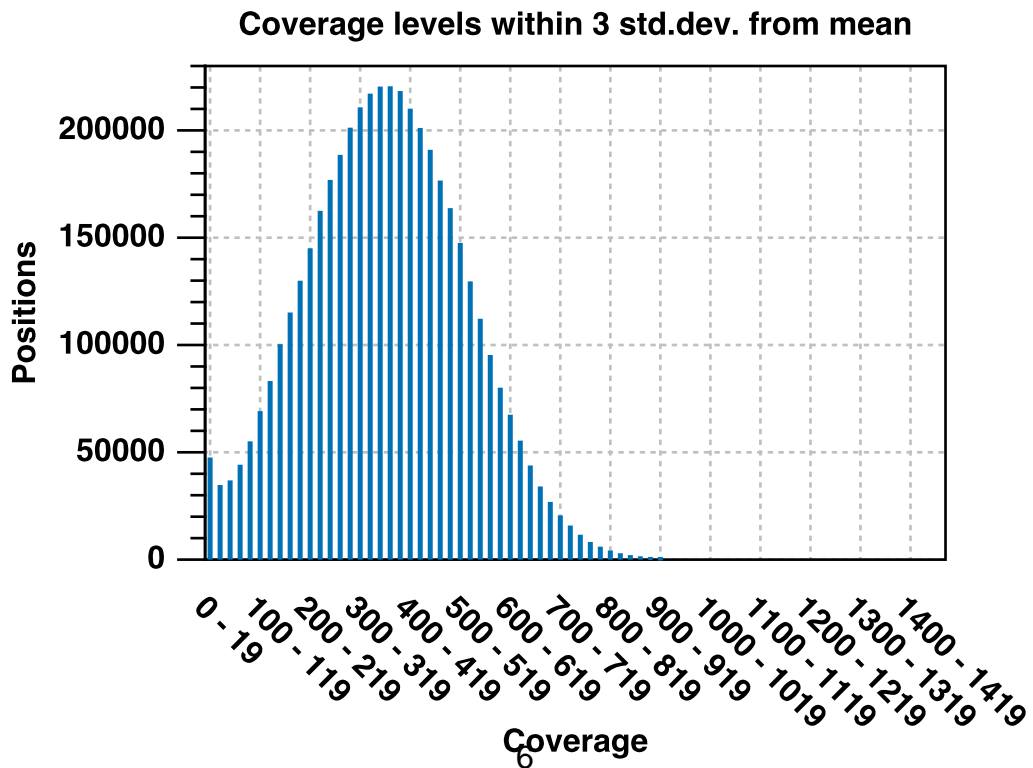
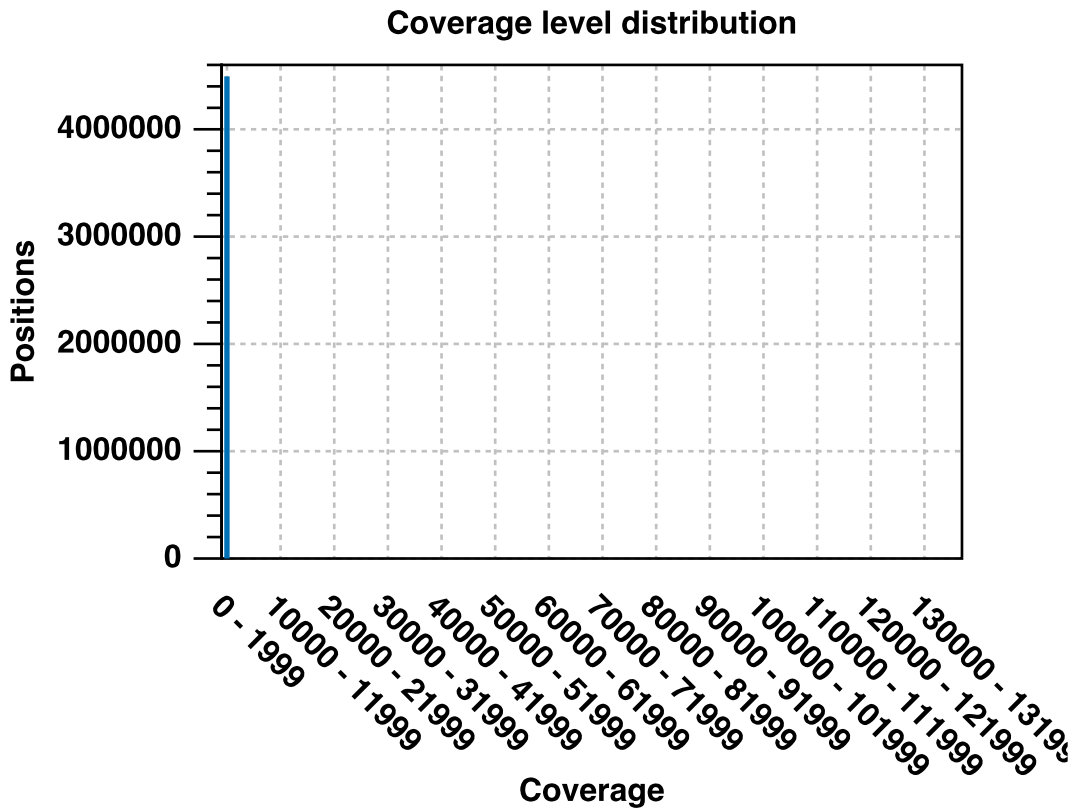
Standard deviation	Total contig length	% GC
706.67	1,124,461	45.07
645.19	2,248,647	45.28
620.18	3,372,185	45.35
599.03	4,495,844	45.48
645.07	2,252,651	45.28
28.31	341,460	45.60

2.2 Contig length distribution



0 contigs are shorter than 196 (not shown in graph).
5,292 contigs have length between 196 and 1,336.
806 contigs are longer than 1,336 (not shown in graph).

2.3 Coverage level distribution



4,492,112 positions have coverage between 1 and 1,460.
 3,732 positions have coverage above 1,460 (not shown in graph).

3. Mapped reads

3.1 All mapped reads

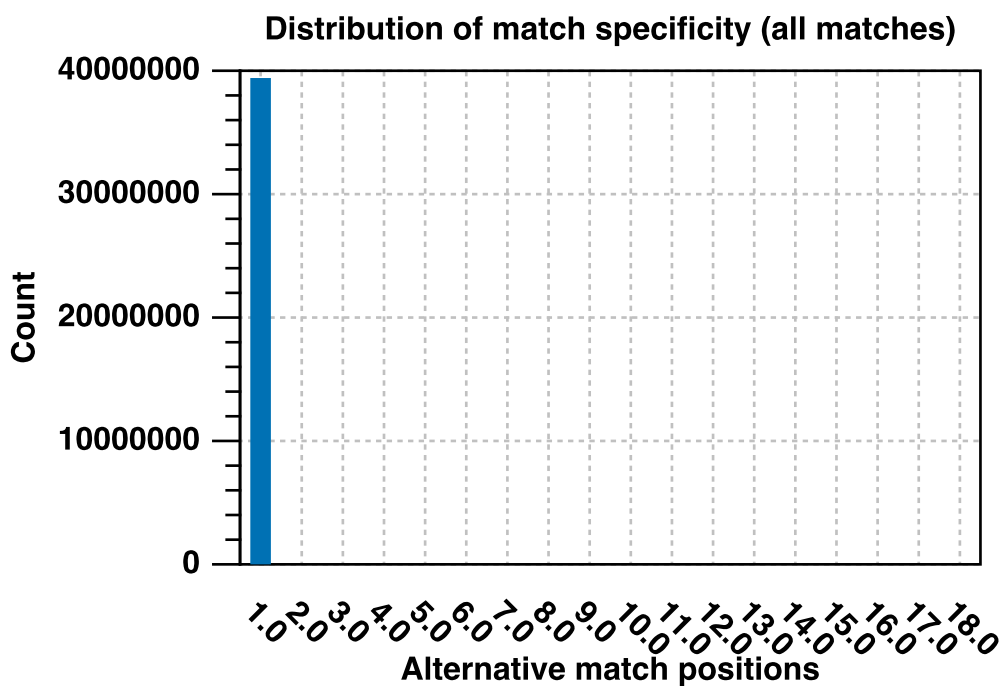
Read count	39,480,379
Mean read length	42.41
Total read length	1,674,482,903

3.2 Non-specific matches

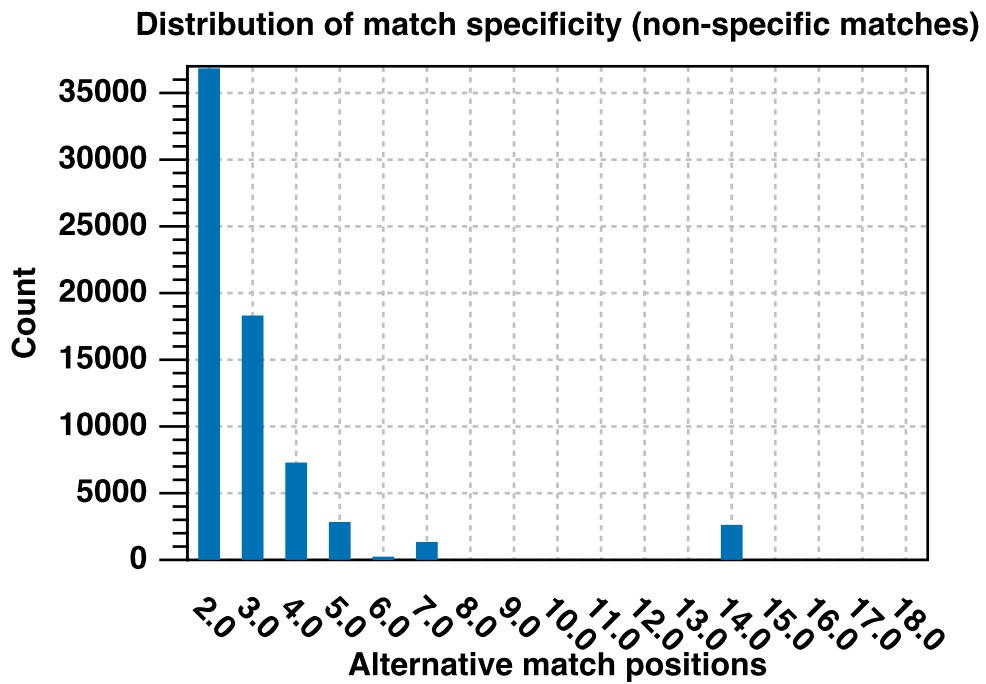
Non-specific matches

Read count	69,630
Mean read length	34.13
Total read length	2,376,150

Distribution of match specificity (all matches)



Distribution of match specificity (non-specific matches)

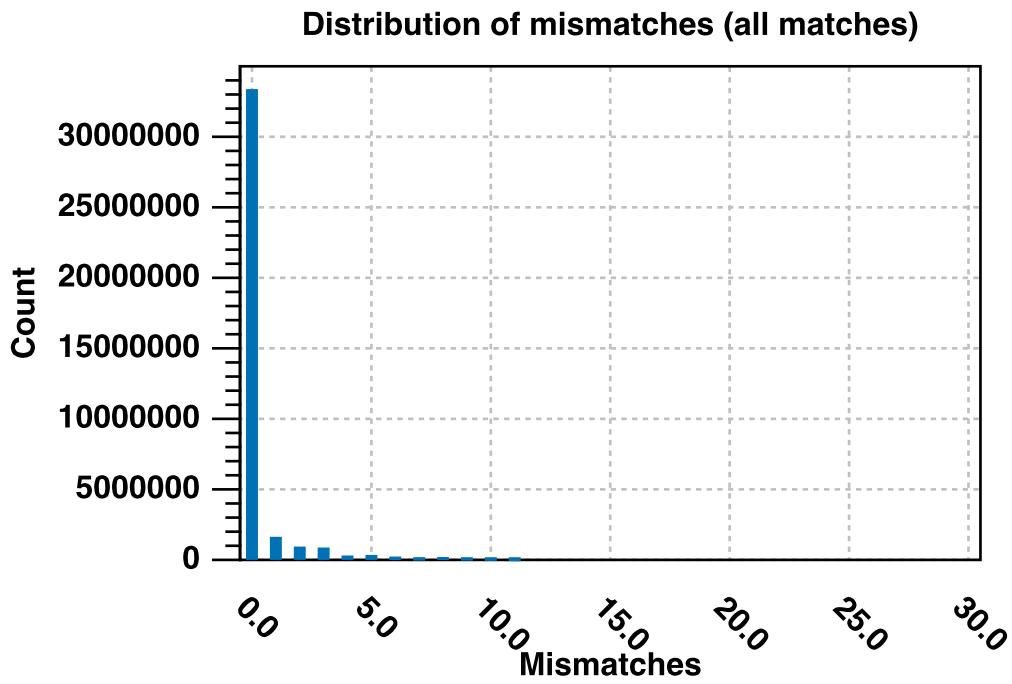


3.3 Non-perfect matches

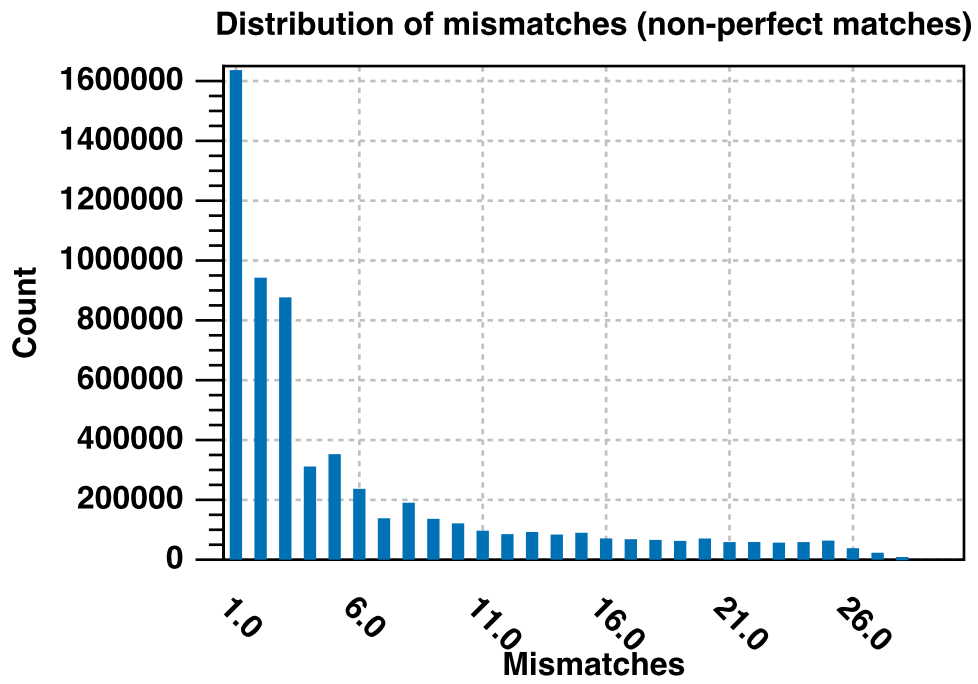
Non-perfect matches

Read count	6,098,894
Mean read length	42.64
Total read length	260,071,318

Distribution of mismatches (all matches)



Distribution of mismatches (non-perfect matches)



3.4 Read length distribution

