



Table of contents

1. Mapping summary report	3
1.1 Summary statistics	3
1.2 Distribution of read length	4
1.3 Distribution of mapped read length	5
1.4 Distribution of un-mapped read length	6
1.5 Paired reads distance distribution	7

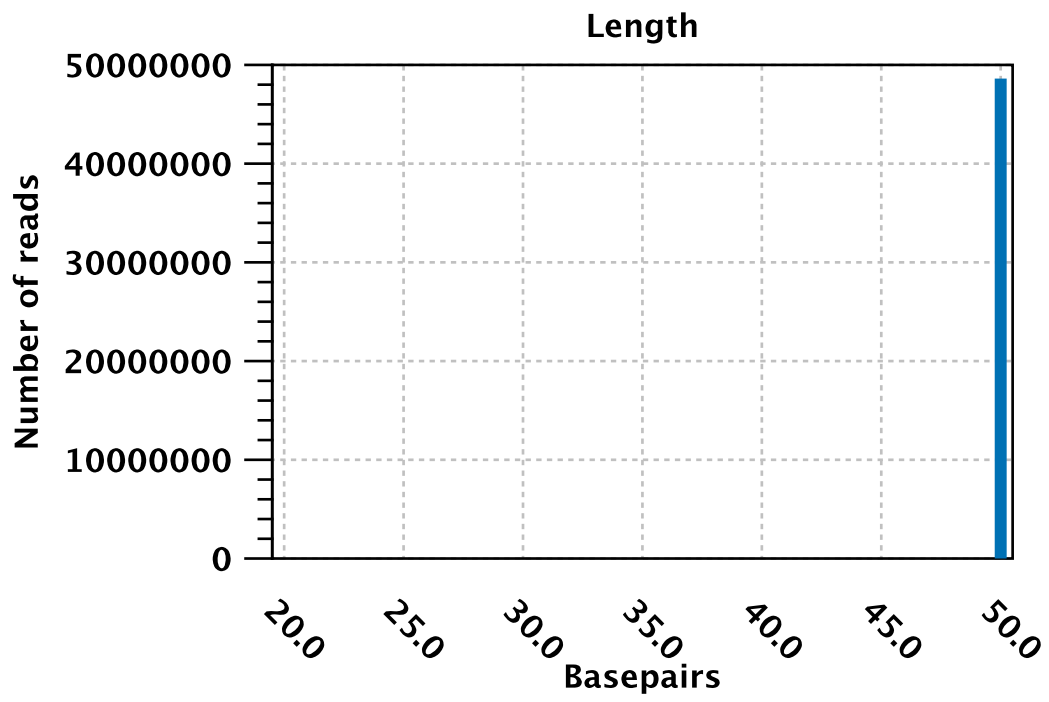
1. Mapping summary report

1.1 Summary statistics

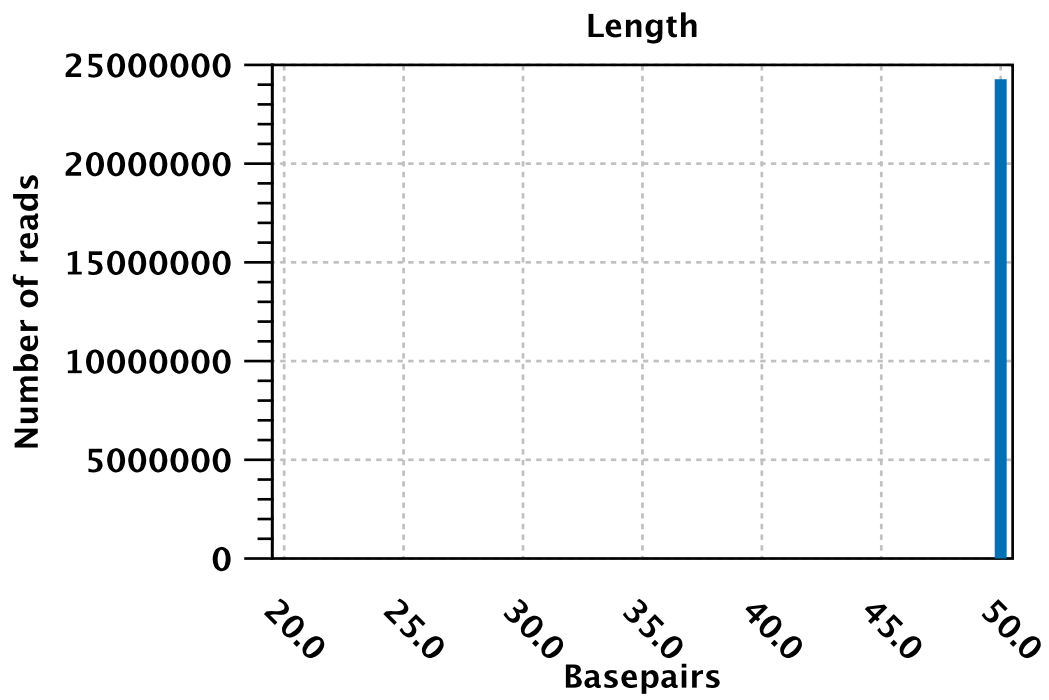
	Count	Percentage of reads	Average length	Number of bases
References	11,969	-	46,670.66	558,601,156
Mapped reads	24,576,694	49.69%	49.91	1,226,590,834
Not mapped reads	24,886,526	50.31%	49.78	1,238,739,627
Reads in pairs	17,038,300	34.45%	311.93	850,658,235
Broken paired reads	7,538,394	15.24%	49.87	375,932,599
Total reads	49,463,220	100.00%	49.84	2,465,330,461

Percentage of bases
-
49.75%
50.25%
34.50%
15.25%
100.00%

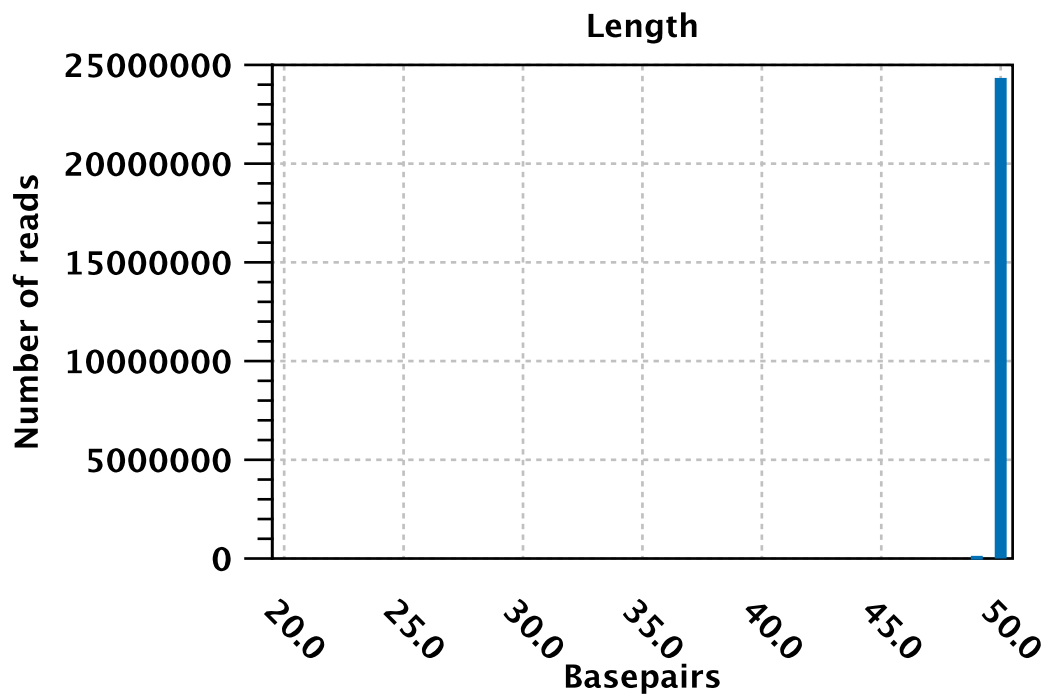
1.2 Distribution of read length



1.3 Distribution of mapped read length



1.4 Distribution of un-mapped read length



1.5 Paired reads distance distribution

